

FORM NO. MGT-7

[Pursuant to sub-Section(1) of section 92 of the Companies Act, 2013 and sub-rule (1) of rule 11of the Companies (Management and Administration) Rules, 2014]



सत्यमेव जयते

Annual Return (other than OPCs and Small Companies)

Form language English Hindi

Refer the instruction kit for filing the form.

I. REGISTRATION AND OTHER DETAILS

(i) * Corporate Identification Number (CIN) of the company

U72200KA2012PLC063060

Pre-fill

Global Location Number (GLN) of the company

* Permanent Account Number (PAN) of the company

AAECK7007Q

(ii) (a) Name of the company

CAPILLARY TECHNOLOGIES IN

(b) Registered office address

#360 bearing PID No 101, 360 15th Cross Rd, Sector 4, HSR Layout HSR Layout
Bangalore South
Bangalore
Karnataka
560102

(c) *e-mail ID of the company

secretarial@capillarytech.com

(d) *Telephone number with STD code

08041609498

(e) Website

www.capillarytech.com

(iii) Date of Incorporation

15/03/2012

Type of the Company	Category of the Company	Sub-category of the Company
Public Company	Company limited by shares	Indian Non-Government company

(v) Whether company is having share capital

Yes No

(vi) *Whether shares listed on recognized Stock Exchange(s)

Yes No

(b) CIN of the Registrar and Transfer Agent

U67190MH1999PTC118368

Pre-fill

Name of the Registrar and Transfer Agent

LINK INTIME INDIA PRIVATE LIMITED

Registered office address of the Registrar and Transfer Agents

C-101, 1st Floor, 247 Park, Lal Bahadur Shastri Marg, Vikh
roli (West), NA

(vii) *Financial year From date (DD/MM/YYYY) To date (DD/MM/YYYY)

(viii) *Whether Annual general meeting (AGM) held Yes No

(a) If yes, date of AGM

(b) Due date of AGM

(c) Whether any extension for AGM granted Yes No







II. PRINCIPAL BUSINESS ACTIVITIES OF THE COMPANY



*Number of business activities

S.No	Main Activity group code	Description of Main Activity group	Business Activity Code	Description of Business Activity	% of turnover of the company
1	J	Information and communication	J6	Computer programming, consultancy and related activities	100

III. PARTICULARS OF HOLDING, SUBSIDIARY AND ASSOCIATE COMPANIES (INCLUDING JOINT VENTURES)

*No. of Companies for which information is to be given

S.No	Name of the company	CIN / FCRN	Holding/ Subsidiary/Associate/ Joint Venture	% of shares held
1	Capillary Technologies Interna 		Holding	69.74
2	Capillary Pte. Ltd.		Subsidiary	100
3	Capillary Technologies LLC (Fo 		Subsidiary	100
4	Capillary Technologies DMCC (		Subsidiary	100
5	Capillary Technologies (Malays 		Subsidiary	100
6	PT Capillary Technologies Indc 		Subsidiary	100
7	Capillary Technologies Europe 		Subsidiary	100

8	Capillary Brierley Inc. (Formerly )		Subsidiary	100
9	Capillary Technologies Inc, US 		Subsidiary	100

IV. SHARE CAPITAL, DEBENTURES AND OTHER SECURITIES OF THE COMPANY

(i) *SHARE CAPITAL

(a) Equity share capital

Particulars	Authorised capital	Issued capital	Subscribed capital	Paid up capital
Total number of equity shares	125,000,000	73,234,353	73,234,353	73,234,353
Total amount of equity shares (in Rupees)	250,000,000	146,468,706	146,468,706	146,468,706

Number of classes

1

Class of Shares	Authorised capital	Issued capital	Subscribed capital	Paid up capital
Number of equity shares	125,000,000	73,234,353	73,234,353	73,234,353
Nominal value per share (in rupees)	2	2	2	2
Total amount of equity shares (in rupees)	250,000,000	146,468,706	146,468,706	146,468,706

(b) Preference share capital

Particulars	Authorised capital	Issued capital	Subscribed capital	Paid-up capital
Total number of preference shares	100,000	0	0	0
Total amount of preference shares (in rupees)	1,000,000	0	0	0

Number of classes

1

Class of shares	Authorised capital	Issued capital	Subscribed capital	Paid up capital
Number of preference shares	100,000	0	0	0
Nominal value per share (in rupees)	10	10	10	10
Total amount of preference shares (in rupees)	1,000,000	0	0	0

(c) Unclassified share capital

Particulars	Authorised Capital
Total amount of unclassified shares	0

(d) Break-up of paid-up share capital

Class of shares	Number of shares			Total nominal amount	Total Paid-up amount	Total premium
	Physical	DEMAT	Total			
Equity shares						
At the beginning of the year	0	52,891,897	52891897	105,783,794	105,783,794	
Increase during the year	0	20,342,456	20342456	40,684,912	40,684,912	23,132,259,000
i. Public Issues	0	0	0	0	0	
ii. Rights issue	0	11,052,223	11052223	22,104,446	22,104,446	464,193,366
iii. Bonus issue	0	0	0	0	0	0
iv. Private Placement/ Preferential allotment	0	2,759,754	2759754	5,519,508	5,519,508	844,484,724
v. ESOPs	0	571,064	571064	1,142,128	1,142,128	0
vi. Sweat equity shares allotted	0	0	0	0	0	
vii. Conversion of Preference share	0	0	0	0	0	0
viii. Conversion of Debentures	0	5,524,350	5524350	11,048,700	11,048,700	1,690,451,100
ix. GDRs/ADRs	0	0	0	0	0	0
x. Others, specify		435,065	435065	870,130	870,130	133,129,890
Conversion of ECB into Equity Shares						
Decrease during the year	0	0	0	0	0	0
i. Buy-back of shares	0	0	0	0	0	0
ii. Shares forfeited	0	0	0	0	0	0
iii. Reduction of share capital	0	0	0	0	0	0
iv. Others, specify						
At the end of the year	0	73,234,353	73234353	146,468,706	146,468,706	
Preference shares						
At the beginning of the year	0	0	0	0	0	
Increase during the year	0	0	0	0	0	0
i. Issues of shares	0	0	0	0	0	0
ii. Re-issue of forfeited shares	0	0	0	0	0	0

iii. Others, specify						
Decrease during the year	0	0	0	0	0	0
i. Redemption of shares	0	0	0	0	0	0
ii. Shares forfeited	0	0	0	0	0	0
iii. Reduction of share capital	0	0	0	0	0	0
iv. Others, specify						
At the end of the year	0	0	0	0	0	

ISIN of the equity shares of the company

INE0ILV01024

(ii) Details of stock split/consolidation during the year (for each class of shares)

0

Class of shares		(i)	(ii)	(iii)
Before split / Consolidation	Number of shares			
	Face value per share			
After split / Consolidation	Number of shares			
	Face value per share			

(iii) Details of shares/Debentures Transfers since closure date of last financial year (or in the case of the first return at any time since the incorporation of the company) *

Nil

[Details being provided in a CD/Digital Media]

Yes No Not Applicable

Separate sheet attached for details of transfers

Yes No

Note: In case list of transfer exceeds 10, option for submission as a separate sheet attachment or submission in a CD/Digital Media may be shown.

Date of the previous annual general meeting	
---	--

Date of registration of transfer (Date Month Year) <input type="text"/>			
Type of transfer	<input type="text"/>	1 - Equity, 2- Preference Shares,3 - Debentures, 4 - Stock	
Number of Shares/ Debentures/ Units Transferred	<input type="text"/>	Amount per Share/ Debenture/Unit (in Rs.)	<input type="text"/>
Ledger Folio of Transferor <input type="text"/>			
Transferor's Name	<input type="text"/>	<input type="text"/>	<input type="text"/>
	Surname	middle name	first name
Ledger Folio of Transferee <input type="text"/>			
Transferee's Name	<input type="text"/>	<input type="text"/>	<input type="text"/>
	Surname	middle name	first name

Date of registration of transfer (Date Month Year) <input type="text"/>			
Type of transfer	<input type="text"/>	1 - Equity, 2- Preference Shares,3 - Debentures, 4 - Stock	
Number of Shares/ Debentures/ Units Transferred	<input type="text"/>	Amount per Share/ Debenture/Unit (in Rs.)	<input type="text"/>
Ledger Folio of Transferor <input type="text"/>			
Transferor's Name	<input type="text"/>	<input type="text"/>	<input type="text"/>
	Surname	middle name	first name
Ledger Folio of Transferee <input type="text"/>			
Transferee's Name	<input type="text"/>	<input type="text"/>	<input type="text"/>
	Surname	middle name	first name

(iv) *Debentures (Outstanding as at the end of financial year)

Particulars	Number of units	Nominal value per unit	Total value
Non-convertible debentures	6,000	100000	600,000,000
Partly convertible debentures	0	0	0
Fully convertible debentures	0	0	0
Total			600,000,000

Details of debentures

Class of debentures	Outstanding as at the beginning of the year	Increase during the year	Decrease during the year	Outstanding as at the end of the year
Non-convertible debentures	350,000,000	250,000,000	0	600,000,000
Partly convertible debentures	0	0	0	0
Fully convertible debentures	0	0	0	0

(v) Securities (other than shares and debentures)

0

Type of Securities	Number of Securities	Nominal Value of each Unit	Total Nominal Value	Paid up Value of each Unit	Total Paid up Value
Total					

V. *Turnover and net worth of the company (as defined in the Companies Act, 2013)

(i) Turnover

1,425,790,000

(ii) Net worth of the Company

4,654,530,000

VI. (a) *SHARE HOLDING PATTERN - Promoters

S. No.	Category	Equity		Preference	
		Number of shares	Percentage	Number of shares	Percentage
1.	Individual/Hindu Undivided Family				
	(i) Indian	0	0	0	
	(ii) Non-resident Indian (NRI)	0	0	0	
	(iii) Foreign national (other than NRI)	0	0	0	

2.	Government				
	(i) Central Government	0	0	0	
	(ii) State Government	0	0	0	
	(iii) Government companies	0	0	0	
3.	Insurance companies	0	0	0	
4.	Banks	0	0	0	
5.	Financial institutions	0	0	0	
6.	Foreign institutional investors	0	0	0	
7.	Mutual funds	0	0	0	
8.	Venture capital	0	0	0	
9.	Body corporate (not mentioned above)	51,072,343	69.74	0	
10.	Others	0	0	0	
	Total	51,072,343	69.74	0	0

Total number of shareholders (promoters)

1

(b) *SHARE HOLDING PATTERN - Public/Other than promoters

S. No.	Category	Equity		Preference	
		Number of shares	Percentage	Number of shares	Percentage
1.	Individual/Hindu Undivided Family				
	(i) Indian	6,058,562	8.27	0	
	(ii) Non-resident Indian (NRI)	9,788,324	13.37	0	
	(iii) Foreign national (other than NRI)	0	0	0	
2.	Government				
	(i) Central Government	0	0	0	
	(ii) State Government	0	0	0	
	(iii) Government companies	0	0	0	
3.	Insurance companies	0	0	0	

4.	Banks	0	0	0	
5.	Financial institutions	0	0	0	
6.	Foreign institutional investors	0	0	0	
7.	Mutual funds	0	0	0	
8.	Venture capital	0	0	0	
9.	Body corporate (not mentioned above)	5,539,051	7.56	0	
10.	Others LLP	776,073	1.06	0	
	Total	22,162,010	30.26	0	0

Total number of shareholders (other than promoters)

**Total number of shareholders (Promoters+Public/
Other than promoters)**

**VII. *NUMBER OF PROMOTERS, MEMBERS, DEBENTURE HOLDERS
(Details, Promoters, Members (other than promoters), Debenture holders)**

Details	At the beginning of the year	At the end of the year
Promoters	1	1
Members (other than promoters)	64	84
Debenture holders	1	1

VIII. DETAILS OF DIRECTORS AND KEY MANAGERIAL PERSONNEL

(A) *Composition of Board of Directors

Category	Number of directors at the beginning of the year		Number of directors at the end of the year		Percentage of shares held by directors as at the end of year	
	Executive	Non-executive	Executive	Non-executive	Executive	Non-executive
A. Promoter	0	0	0	0	0	0
B. Non-Promoter	3	4	2	4	3.81	0.26
(i) Non-Independent	3	0	2	0	3.81	0
(ii) Independent	0	4	0	4	0	0.26
C. Nominee Directors representing	0	0	0	0	0	0

(i) Banks & FIs	0	0	0	0	0	0
(ii) Investing institutions	0	0	0	0	0	0
(iii) Government	0	0	0	0	0	0
(iv) Small share holders	0	0	0	0	0	0
(v) Others	0	0	0	0	0	0
Total	3	4	2	4	3.81	0.26

Number of Directors and Key managerial personnel (who is not director) as on the financial year end date

9

(B) (i) *Details of directors and Key managerial personnel as on the closure of financial year

Name	DIN/PAN	Designation	Number of equity share(s) held	Date of cessation (after closure of financial year : If any)
ANANT CHOUBEY	06536413	Whole-time director	1,003,232	
ANEESH REDDY BOD +	02214511	Managing Director	1,786,181	
NEELAM DHAWAN	00871445	Director	24,349	
FARID LALJI KAZANI	06914620	Director	61,037	
VENKAT RAMANA TA +	00149481	Director	101,109	
YAMINI PREETHI NAT +	06533367	Director	4,879	
ANANT CHOUBEY	06536413	CFO	1,003,232	
ANEESH REDDY BOD +	02214511	CEO	1,786,181	
BHARGAVI REDDY GI +	AIQPG1204L	Company Secretar	50	

(ii) Particulars of change in director(s) and Key managerial personnel during the year

2

Name	DIN/PAN	Designation at the beginning / during the financial year	Date of appointment/ change in designation/ cessation	Nature of change (Appointment/ Change in designation/ Cessation)
SAMEER GARDE	02399137	Whole-time director	31/03/2024	Cessation
SAMEER GARDE	ACEPG8030C	CEO	31/03/2024	Cessation

IX. MEETINGS OF MEMBERS/CLASS OF MEMBERS/BOARD/COMMITTEES OF THE BOARD OF DIRECTORS

A. MEMBERS/CLASS /REQUISITIONED/NCLT/COURT CONVENED MEETINGS

Number of meetings held

Type of meeting	Date of meeting	Total Number of Members entitled to attend meeting	Attendance	
			Number of members attended	% of total shareholding
Extra-Ordinary General Meeting	22/06/2023	64	8	92.15
Extra-Ordinary General Meeting	11/09/2023	66	8	89.86
Extra-Ordinary General Meeting	10/10/2023	66	7	89.85
Extra-Ordinary General Meeting	05/01/2024	82	8	77.09
Extra-Ordinary General Meeting	08/03/2024	84	7	67.23
Annual General Meeting	29/09/2023	66	15	93.31

B. BOARD MEETINGS

*Number of meetings held

S. No.	Date of meeting	Total Number of directors associated as on the date of meeting	Attendance	
			Number of directors attended	% of attendance
1	30/05/2023	7	7	100
2	18/07/2023	7	7	100
3	06/09/2023	7	6	85.71
4	26/09/2023	7	5	71.43
5	06/10/2023	7	5	71.43
6	29/11/2023	7	7	100
7	29/12/2023	7	6	85.71
8	29/01/2024	7	7	100
9	01/03/2024	7	5	71.43

C. COMMITTEE MEETINGS

Number of meetings held

S. No.	Type of meeting	Date of meeting	Total Number of Members as on the date of the meeting	Attendance	
				Number of members attended	% of attendance

S. No.	Type of meeting	Date of meeting	Total Number of Members as on the date of the meeting	Attendance	
				Number of members attended	% of attendance
1	Audit Committee	18/07/2023	4	4	100
2	Audit Committee	06/09/2023	4	4	100
3	Audit Committee	29/12/2023	4	4	100
4	Corporate Social Responsibility	18/07/2023	3	3	100
5	Nomination and Remuneration	18/07/2023	3	3	100
6	Nomination and Remuneration	06/10/2023	3	3	100
7	Risk Management	29/01/2024	3	3	100
8	Stakeholders Forum	01/03/2024	3	3	100

D. *ATTENDANCE OF DIRECTORS

S. No.	Name of the director	Board Meetings			Committee Meetings			Whether attended AGM held on (Y/N/NA)
		Number of Meetings which director was entitled to attend	Number of Meetings attended	% of attendance	Number of Meetings which director was entitled to attend	Number of Meetings attended	% of attendance	
1	ANANT CHOL	9	8	88.89	5	5	100	
2	ANEESH RED	9	8	88.89	1	1	100	
3	NEELAM DHA	9	8	88.89	7	7	100	
4	FARID LALJI H	9	9	100	5	5	100	
5	VENKAT RAM	9	9	100	6	6	100	
6	YAMINI PREE	9	6	66.67	3	3	100	

X. *REMUNERATION OF DIRECTORS AND KEY MANAGERIAL PERSONNEL

Nil

Number of Managing Director, Whole-time Directors and/or Manager whose remuneration details to be entered

2

S. No.	Name	Designation	Gross Salary	Commission	Stock Option/ Sweat equity	Others	Total Amount
1	ANANT CHOUBEY	Whole-Time Director	11,936,025	0	0	0	11,936,025
2	ANEESH REDDY B	Managing Director	14,794,926	0	0	118,229,925	133,024,851
	Total		26,730,951	0	0	118,229,925	144,960,876

Number of CEO, CFO and Company secretary whose remuneration details to be entered

1

S. No.	Name	Designation	Gross Salary	Commission	Stock Option/ Sweat equity	Others	Total Amount
1	BHARGAVI REDDY	COMPANY SECRETARY	4,941,804	0	0	458,623	5,400,427
	Total		4,941,804	0	0	458,623	5,400,427

Number of other directors whose remuneration details to be entered

0

S. No.	Name	Designation	Gross Salary	Commission	Stock Option/ Sweat equity	Others	Total Amount
1							0
	Total						

XI. MATTERS RELATED TO CERTIFICATION OF COMPLIANCES AND DISCLOSURES

* A. Whether the company has made compliances and disclosures in respect of applicable provisions of the Companies Act, 2013 during the year Yes No

B. If No, give reasons/observations

XII. PENALTY AND PUNISHMENT - DETAILS THEREOF

(A) DETAILS OF PENALTIES / PUNISHMENT IMPOSED ON COMPANY/DIRECTORS /OFFICERS Nil

Name of the company/ directors/ officers	Name of the court/ concerned Authority	Date of Order	Name of the Act and section under which penalised / punished	Details of penalty/ punishment	Details of appeal (if any) including present status

(B) DETAILS OF COMPOUNDING OF OFFENCES Nil

Name of the company/ directors/ officers	Name of the court/ concerned Authority	Date of Order	Name of the Act and section under which offence committed	Particulars of offence	Amount of compounding (in Rupees)

XIII. Whether complete list of shareholders, debenture holders has been enclosed as an attachment

Yes No

XIV. COMPLIANCE OF SUB-SECTION (2) OF SECTION 92, IN CASE OF LISTED COMPANIES

In case of a listed company or a company having paid up share capital of Ten Crore rupees or more or turnover of Fifty Crore rupees or more, details of company secretary in whole time practice certifying the annual return in Form MGT-8.

Name

S M Pramod

Whether associate or fellow

Associate Fellow

Certificate of practice number

13784

I/We certify that:

- (a) The return states the facts, as they stood on the date of the closure of the financial year aforesaid correctly and adequately.
(b) Unless otherwise expressly stated to the contrary elsewhere in this Return, the Company has complied with all the provisions of the Act during the financial year.

Declaration

I am Authorised by the Board of Directors of the company vide resolution no. ... dated

(DD/MM/YYYY) to sign this form and declare that all the requirements of the Companies Act, 2013 and the rules made thereunder in respect of the subject matter of this form and matters incidental thereto have been complied with. I further declare that:

- Whatever is stated in this form and in the attachments thereto is true, correct and complete and no information material to the subject matter of this form has been suppressed or concealed and is as per the original records maintained by the company.
- All the required attachments have been completely and legibly attached to this form.

Note: Attention is also drawn to the provisions of Section 447, section 448 and 449 of the Companies Act, 2013 which provide for punishment for fraud, punishment for false statement and punishment for false evidence respectively.

To be digitally signed by

Director

DIN of the director

02214511

To be digitally signed by

- Company Secretary
- Company secretary in practice

Membership number

Certificate of practice number

Attachments

- 1. List of share holders, debenture holders
- 2. Approval letter for extension of AGM;
- 3. Copy of MGT-8;
- 4. Optional Attachement(s), if any

-
-
-
-

List of attachments

This eForm has been taken on file maintained by the Registrar of Companies through electronic mode and on the basis of statement of correctness given by the company

List of shareholders as on 31st March 2024

Sr. No	SHAREHOLDERS	SHARES	%
1	BOLLAM SRIDHAR	756213	1.03
2	GAURAV SINGH	4434	0.01
3	GAURAV SINGH BHADORIA	9759	0.01
4	INDUS NET TECHNOLOGIES	14639	0.02
5	INFOSOFT GLOBAL PRIVATE LIMITED	64915	0.09
6	ISHANT JINDAL	9759	0.01
7	LALIT SHARMA	405324	0.55
8	MANJUNATH NANJIAH	9759	0.01
9	MOHAN BODDU REDDY	48699	0.07
10	NAGARAJAN SHANMUGAM	12012	0.02
11	NARESHBHAT ULLAL CHAVADI SUMABALA INDRAKANTY VENKATA	8120	0.01
12	VIPASSANA INTERNATIONAL MEDITATION CENTRE DHAMMA SUKHALAYA	32468	0.04
13	PEDDI SATYANARAYANA CHAITANYA	9759	0.01
14	PIYUSH GOEL	24	0.00
15	PRAKHAR VERMA	17000	0.02
16	PREMLATA JINDAL	4269	0.01
17	RAGHU VISWANATHAN	15590	0.02
18	RAJAT KOTHARI	25976	0.04
19	ROHAN ANIL MAHADAR	391016	0.53
20	SAKIRAN KRISHNAMURTHY	9759	0.01
21	SAMEER GARDE	164654	0.22
22	SATISH KUMAR CHOUBEY	24085	0.03
23	SIDDHANT JAIN	28747	0.04
24	SRIPATHI VENKATA RAMANA REDDY	32457	0.04
25	VENKAT PAVAN ROHIT	9759	0.01
26	VISHNU VISWNATH	12671	0.02
27	VIVASAN ASSOCIATES LLP	32482	0.04
28	ABHISHEK KHUDANIA	1623	0.00
29	ADARSH REDDY B	14639	0.02
30	ADITYA REDDY BODDU	23974	0.03
31	AJAY GUPTA	63050	0.09
32	AMBARISH RAGHUVANSHI	32482	0.04
33	ANANT CHOUBEY	1003232	1.37
34	ANEESH REDDY BODDU	1786181	2.44



Capillary Technologies India Limited

CIN- U72200KA2012PLC063060
 Regd. Office - 360, bearing PID No: 101, 360, 15th Cross Rd, Sector 4, HSR Layout, Bengaluru, Karnataka 560102

1800 419 4450
 Email: secretarial@capillarytech.com
 Website: www.capillarytech.com

35	ANJALI BANSAL	36010	0.05
36	ANUPAMA KATARIA	101785	0.14
37	AVATAAR HOLDINGS	3129534	4.27
38	AVATAAR II CO INVESTMENT II LTD	5524350	7.54
39	AVATAAR VENTURE PARTNERS II	4039041	5.52
40	ARUN RADHAKRISHNAN NAIKAR	13013	0.02
41	BOLLAM SRIDHAR	86340	0.12
42	C M SUBHOD	4879	0.01
43	CAPILLARY TECHNOLOGIES INTERNATIONAL PTE LTD	51072343	69.74
44	D KIRAN	9759	0.01
45	DEBABRAT BARIK	9564	0.01
46	FARID LALJI KAZANI	61037	0.08
47	FILTER CAPITAL INDIA FUND I	1363639	1.86
48	G BHARGAVI REDDY	50	0.00
49	GGSA RZR GLOBAL	413065	0.56
50	GGSA VENTURES LLP	743591	1.02
51	GOPALKRISHNA SHANMUGAM	29229	0.04
52	HARMEET PADHY	9759	0.01
53	HARMINDER SAHNI	24349	0.03
54	INDUS HOLDINGS LIMITED	535715	0.73
55	JAYANT PRASAD PALETI	12987	0.02
56	KEVAL PRABHU	4879	0.01
57	MANOJ KUMAR MONDAL	6494	0.01
58	MUNJALURI NAGABHUSHANA	9759	0.01
59	NAGESH SATYANARAYAN BASAVANHALLI	8115	0.01
60	NAMRATA KOTHARI	17730	0.02
61	NAWEEN KUMAR	9759	0.01
62	NEELAM DHAWAN	24349	0.03
63	PARTHA PRATIM CHAKRABARTI	6494	0.01
64	PAVANI PULLA REDDY	11361	0.02
65	PIYUSH KUMAR	432049	0.59
66	POOJA NAGESH	1623	0.00
67	RAVI JASWANI	50	0.00
68	RAVI SHANKAR JANDHYALA	12207	0.02
69	SALUGUTI VIKAS	56807	0.08
70	SANJIV RANGRASS	16240	0.02
71	SAURABH KUMAR	26290	0.04
72	SHABBIR MERCHANT	6494	0.01
73	SHANDILYA A S	24	0.00


Capillary Technologies India Limited

CIN- U72200KA2012PLC063060
 Regd. Office - 360, bearing PID No: 101, 360, 15th Cross Rd, Sector
 4, HSR Layout, Bengaluru, Karnataka 560102

1800 419 4450
 Email: secretarial@capillarytech.com
 Website: www.capillarytech.com

74	SPRING INNOVATION TECHNOLOGIES INDIA PRIVATE LIMITED	24349	0.03
75	SRIKRISHNA VADREVVU	12207	0.02
76	SRIPATHI DAMODAR REDDY	9759	0.01
77	SUDHAKAR REDDY KATANGURI	10384	0.01
78	SUDHEER REDDY NALAMADA	9759	0.01
79	SUMEDHA GOPALAKRISHNA	9759	0.01
80	SUNIL M JAIN	27707	0.04
81	SUNIL MADANLAL AGRAWAL	9759	0.01
82	SUBHRO CHAKRABORTY	54655	0.07
83	VENKAT RAMANA TADANKI	101109	0.14
84	WILLIAM LEON JANSEN	9734	0.01
85	YAMINI PREETHI NATTI	4879	0.01
	TOTAL	73234353	100.00

**Capillary Technologies India Limited**

CIN- U72200KA2012PLC063060

Regd. Office - 360, bearing PID No: 101, 360, 15th Cross Rd, Sector 4, HSR Layout, Bengaluru, Karnataka 560102

1800 419 4450

Email: secretarial@capillarytech.comWebsite: www.capillarytech.com

List of Debenture holder as on 31st March 2024

Sr. No	Name	No of Non-convertible Debentures	Face Value	Amount (INR)
01.	InnoVen Capital India Fund acting through its trustee, Vistra ITCL (India) Limited.	6000	100,000	60,00,00,000/-



Capillary Technologies India Limited

CIN- U72200KA2012PLC063060
Regd. Office - 360, bearing PID No: 101, 360, 15th Cross Rd, Sector 4, HSR Layout, Bengaluru, Karnataka 560102

1800 419 4450
Email: secretarial@capillarytech.com
Website: www.capillarytech.com